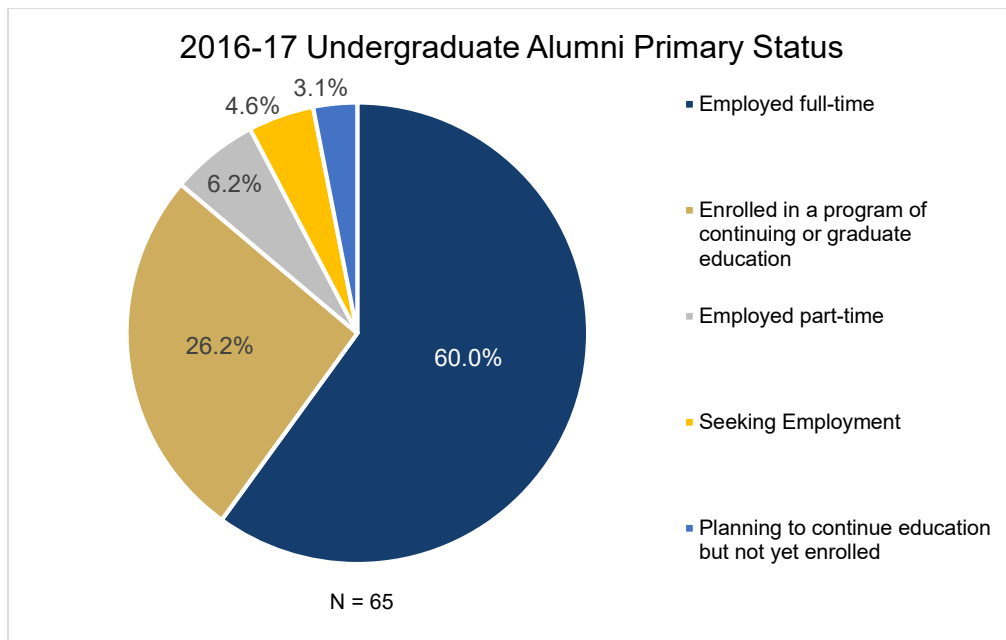




Kutztown University of Pennsylvania: 2016-17 Undergraduate Alumni Survey

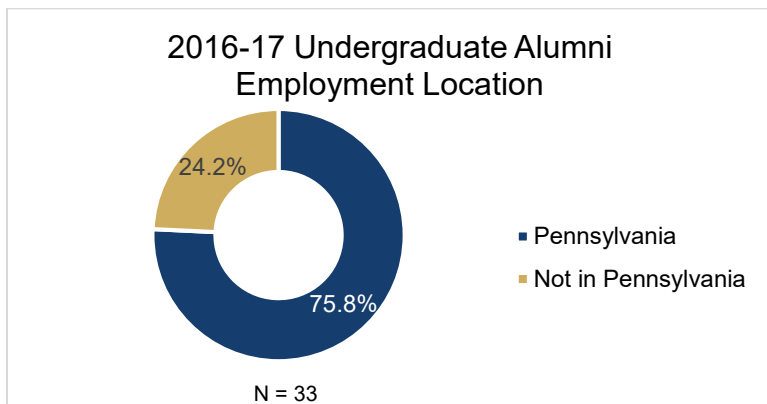
The 2016-17 Undergraduate Alumni Survey was administered to 1,661 undergraduate degree recipients during the spring of 2019 with the goal of capturing overall satisfaction, employment-search experience, post-graduation employment and/or continuing education, and the importance of various skills acquired while an undergraduate.

A total of 65 undergraduate alumni responded to the survey for an overall response rate of 3.9% and 11 were recipients of a \$10 Amazon.com gift card offered by the State System as an incentive for participation. Of those 65 undergraduate alumni, 60% were employed full-time, while an additional 26% were enrolled in a program of continuing or graduate education. Less than 5% were seeking employment and no respondents were neither seeking employment nor continuing their education.



3.9% Response Rate
 A total of 65 alumni responded to the 2016-17 Undergraduate Alumni Survey

Of those undergraduate alumni who were employed and provided employment information, almost 76% were employed in Pennsylvania.

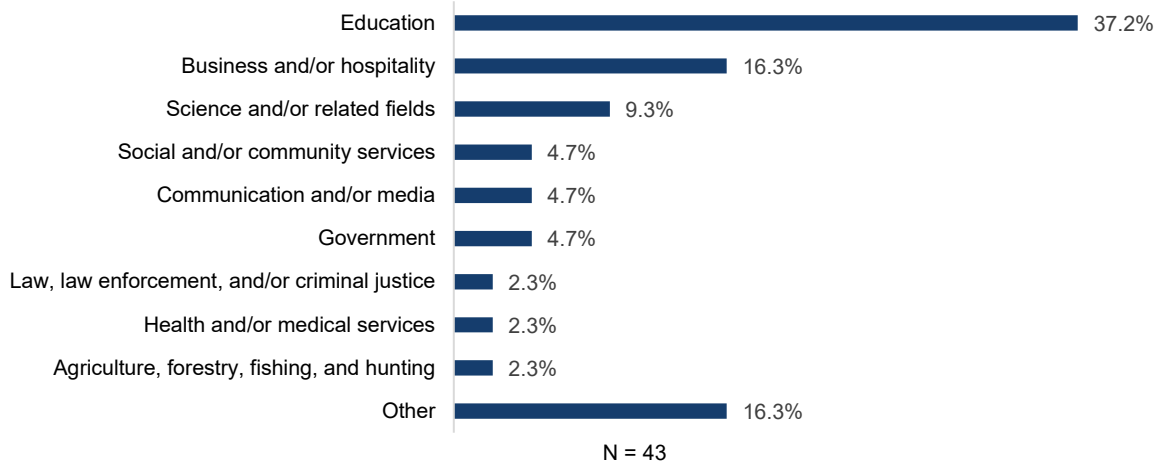


75.8% employed in PA
 Of those undergraduate alumni who provided a location of employment, most are employed in PA



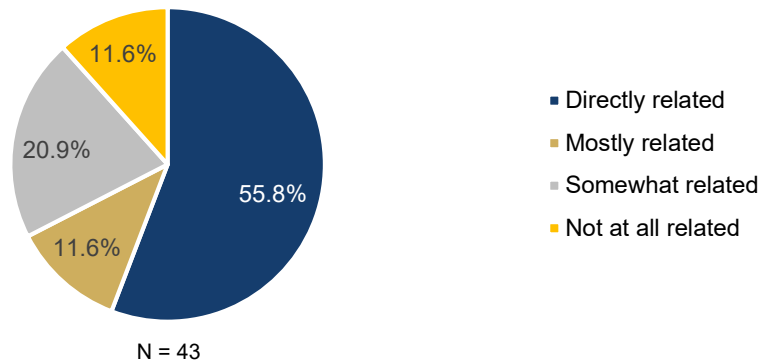
The education industry, business and/or hospitality industry, and social and/or community services industry employed over 62% of undergraduate alumni. The law, law enforcement, and/or criminal justice industry; the health and/or medical services industry; and the agriculture, forestry, fishing, and hunting industry employed the least number of responding undergraduate alumni.

2016-17 Undergraduate Alumni Industry of Employment



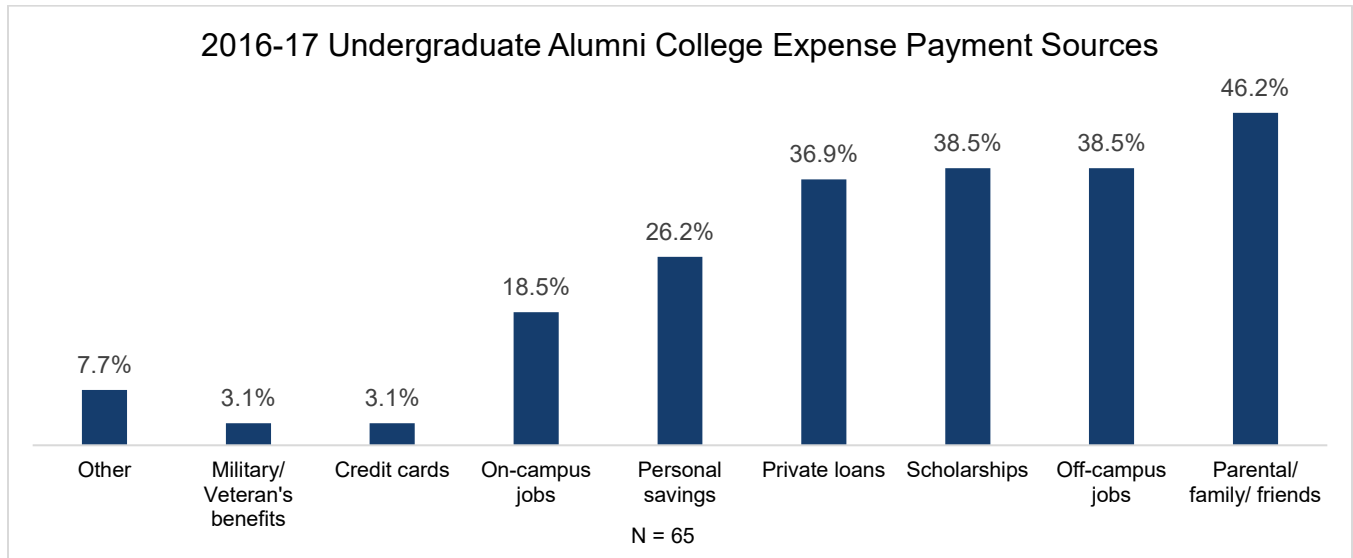
Over 55% of employed undergraduate alumni said their occupation is directly related to their area of study, while only 12% said their job is unrelated to their program/area of study.

2016-17 Undergraduate Alumni Relationship between Occupation and Program

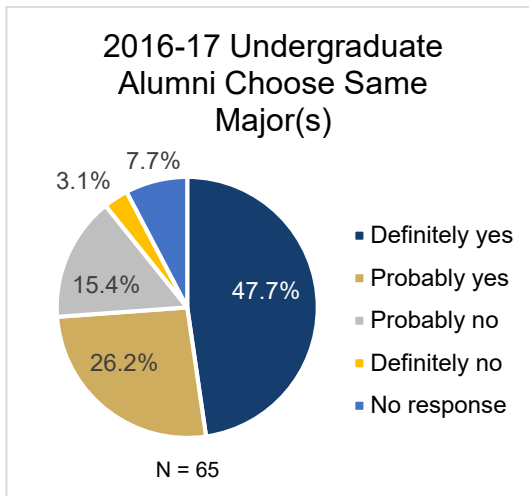
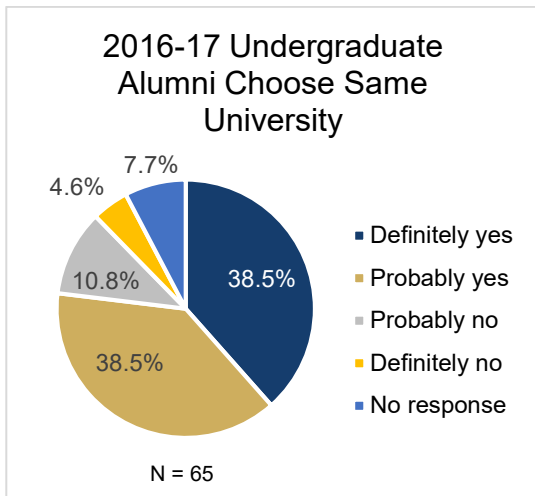




The top five sources for undergraduate alumni to cover their college expenses excluding Federal and/or State financial aid were from parental/family/friends contributions (46%), off-campus jobs (38%), scholarships (38%), private loans (37%), and personal savings (26%).



Exactly, 77% of undergraduate alumni said they would choose the same university again if they had to do it over, while almost 74% would choose the same major(s).



77.0% would choose same University

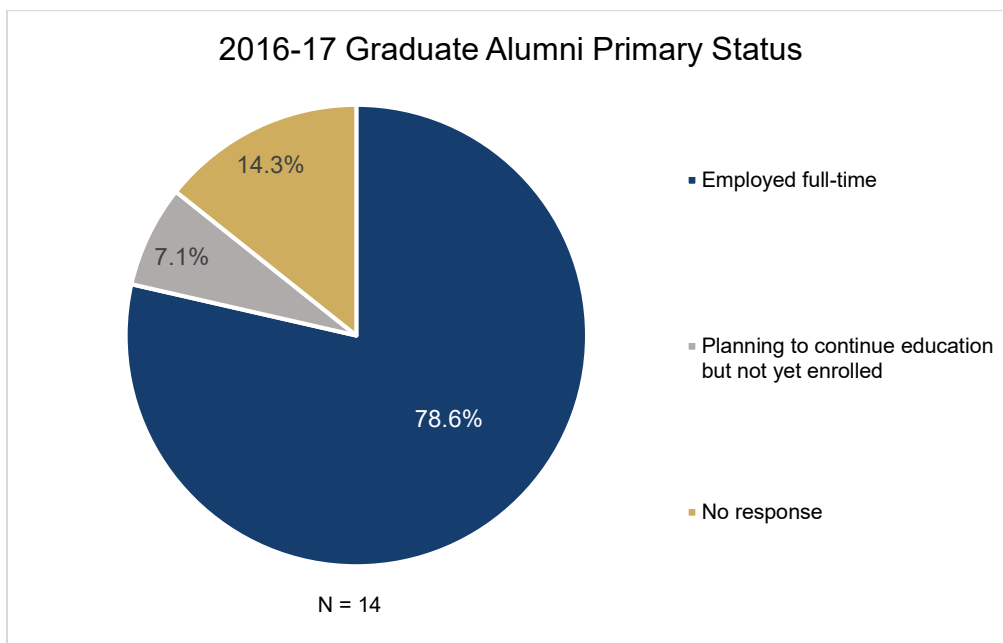
If they had to do it over again, while 73.9% would choose the same major



Kutztown University of Pennsylvania: 2016-17 Graduate Alumni Survey

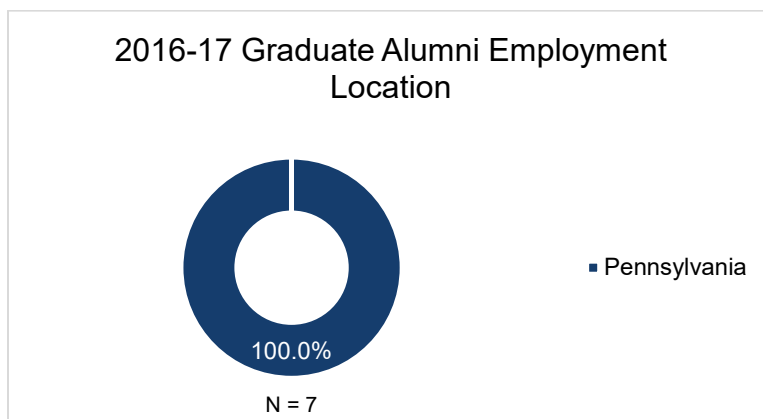
The 2016-17 Graduate Alumni Survey was administered to 211 graduate degree recipients during the spring of 2019 with the goal of capturing overall satisfaction, employment-search experience, post-graduation employment and/or continuing education, and the importance of various skills acquired while a graduate student.

A total of 14 graduate alumni responded to the survey for an overall response rate of 7% and 9 were recipients of a \$10 Amazon.com gift card offered by the State System as an incentive for participation. Of those 14 graduate alumni, almost 79% were employed full-time, while an additional 7% were enrolled in a program of continuing or graduate education.



6.6% Response Rate
 A total of 14 alumni responded to the 2016-17 Graduate Alumni Survey

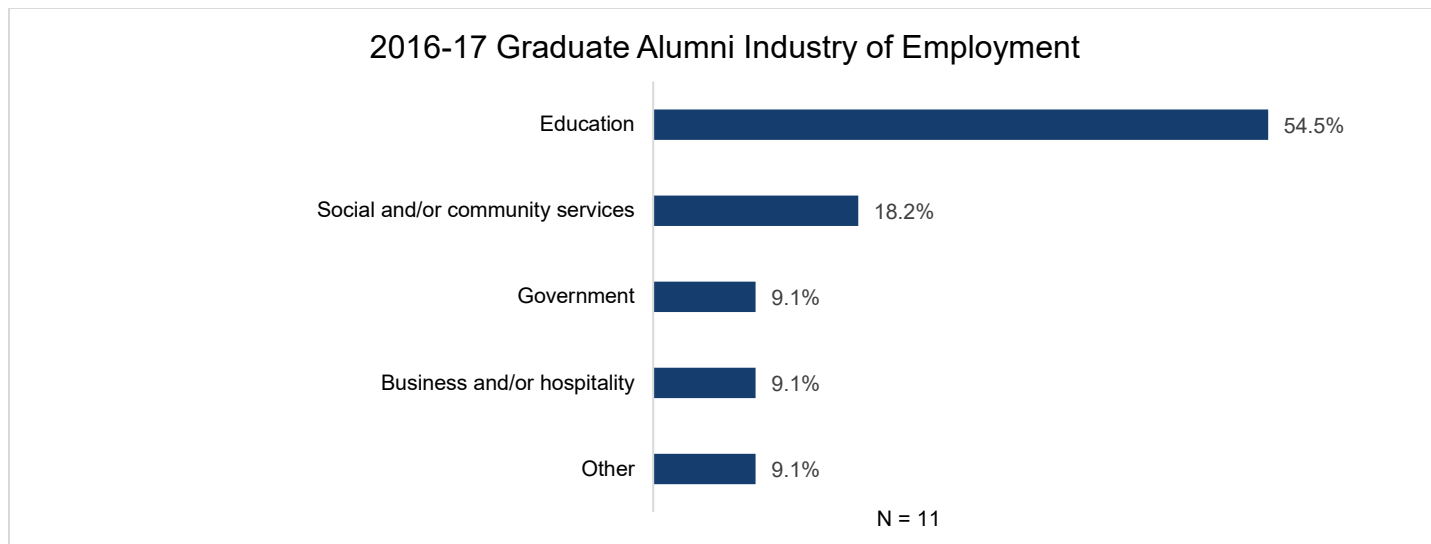
Of those graduate alumni who were employed and provided employment information, all respondents were employed in Pennsylvania.



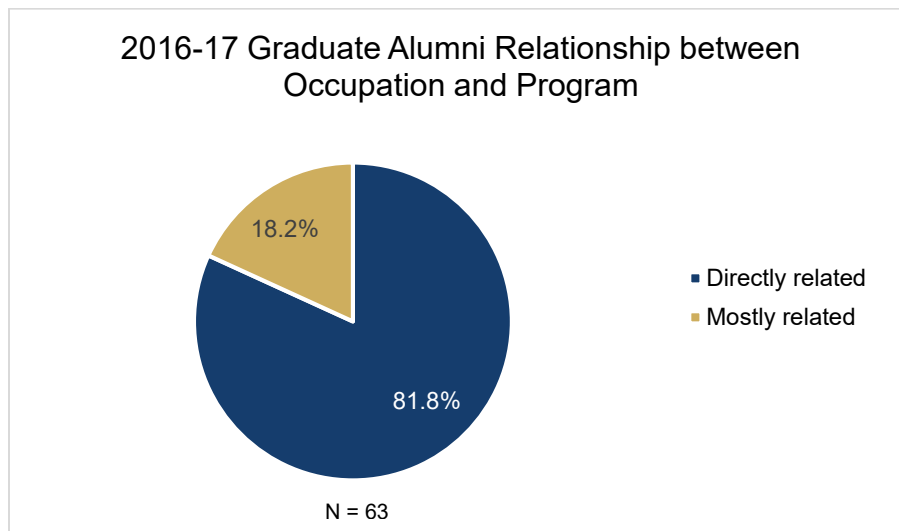
100% employed in PA
 Of those graduate alumni who provided a location of employment, most are employed in PA



The education industry and social and/or community services industry employed over 72% of graduate alumni. The government, and the business and/or hospitality industry employed responding alumni.

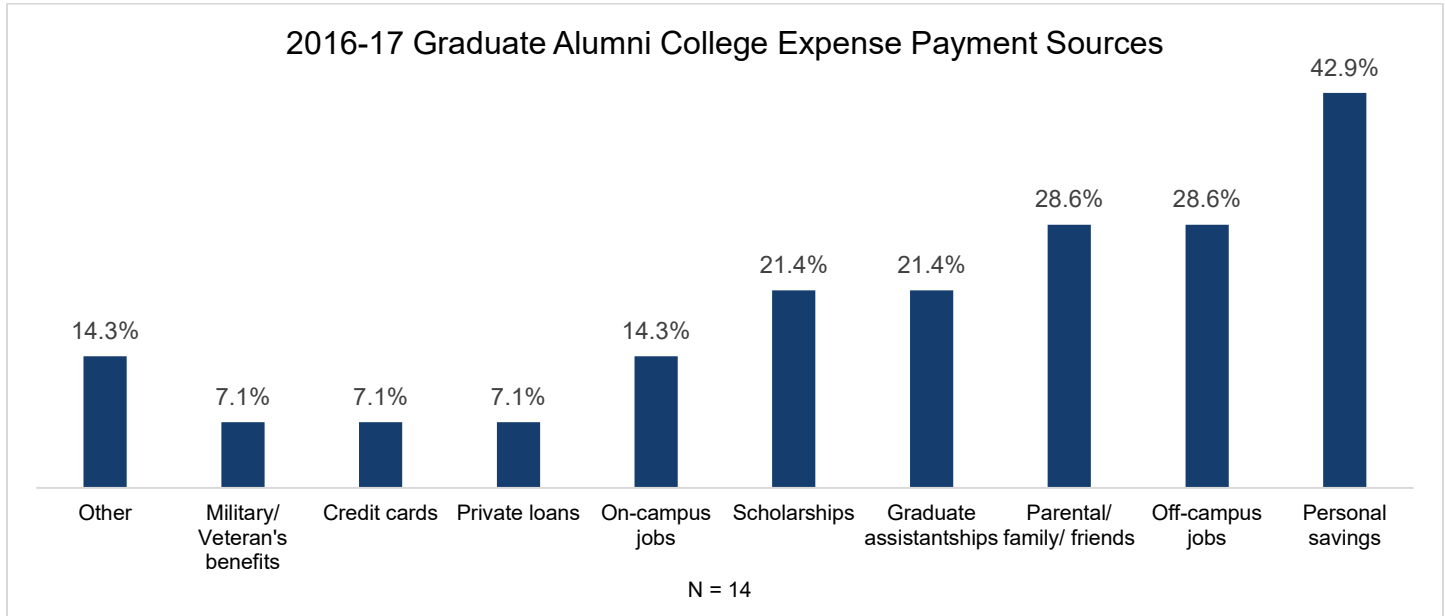


Over 81% of employed graduate alumni said their occupation is directly to their program/area of study.

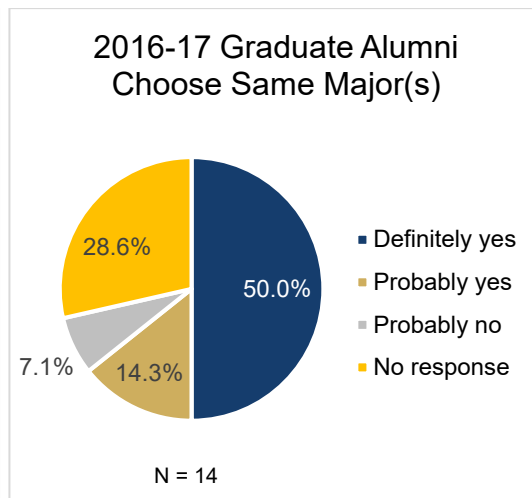
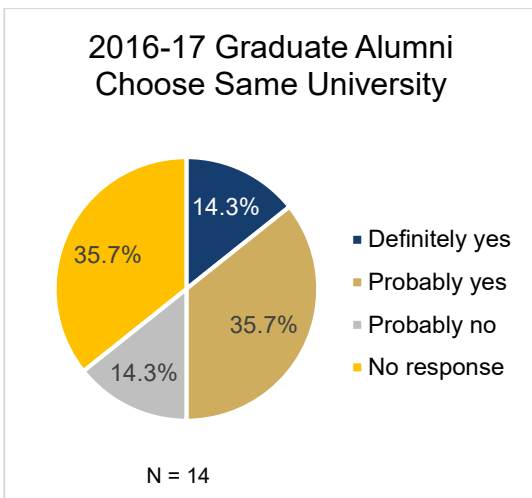




The top five sources for graduate alumni to cover their college expenses excluding Federal and/or State financial aid were from personal savings (43%), off-campus jobs (29%), parental/family/friends (29%), graduate assistantships (21%), and scholarships (21%).



Overall, 50% of graduate alumni said they would choose the same university again if they had to do it over, while 64% would choose the same major(s).



50% would choose same University
 If they had to do it over again, while 64.3% would choose the same major